



CSAT, LLC

MARCH 2014

INFORMATION LETTER/UPDATE:

GENERAL INFORMATION:

Classes are going well and we have run seven since the beginning of the year. This past Tactical Rifle/Pistol Instructor was the coldest and wettest I can remember. The sun came out for the final two days of the operator class.

TACTICAL CORNER:

Anyone interested in a Linear Assault Course, contact Rich at rmccusker912@yahoo.com

Next, compensators are becoming more and more of a nuisance on CSAT ranges. Instructor students get the full effect when they have to run the line and then they are continually exposed to the blast, especially when timing a student.

Further, while some weapons are equipped to fire fully automatic, it is in my opinion, a waste of money (ammo) and training time. Don't shoot full auto at CSAT if allowed to use the ranges after class hours.

INSTRUCTOR NOTES:

If you need a Shoot House Instructor course on the calendar, e-mail me.

During our last rifle/pistol class, one of the line instructors heard what he thought was a "squib" or reduced load. Upon inspection, the below bullet was found lodged in the barrel with sufficient force that it had to be pounded out with a rod.



As for ammo, all of us probably have some on hand that was loaded improperly during the ammo fiasco. Be cautious of it when shooting, especially rapid fire strings. Do not do “Tap-rack-bang” on a reduced recoil round. You may seat a live bullet on a barrel obstruction. Some of these rounds only have the primer to propel them forward and they may not allow the next round to chamber resulting in an out of battery weapon. Don’t take the chance, stop and check it.

Fixing it is easy, but does require proper planning. I have had many an overzealous student take one my cleaning rods and use it in an attempt to beat the round out. Generally all it does is destroy the cleaning rod.

You can purchase various lengths of solid rod as pictured below at Tractor Supply Company and they can be used as a punch to clear your barrel obstructions. We keep one in .22 caliber and one in about .30 caliber for rifles. We also cut some short stout ones in the 9mm range for pistol barrels. This coupled with a small hammer will clear your barrels and keep your cleaning rods intact.

The homemade PVC pipe tube keeps all your cleaning rods intact while travelling.

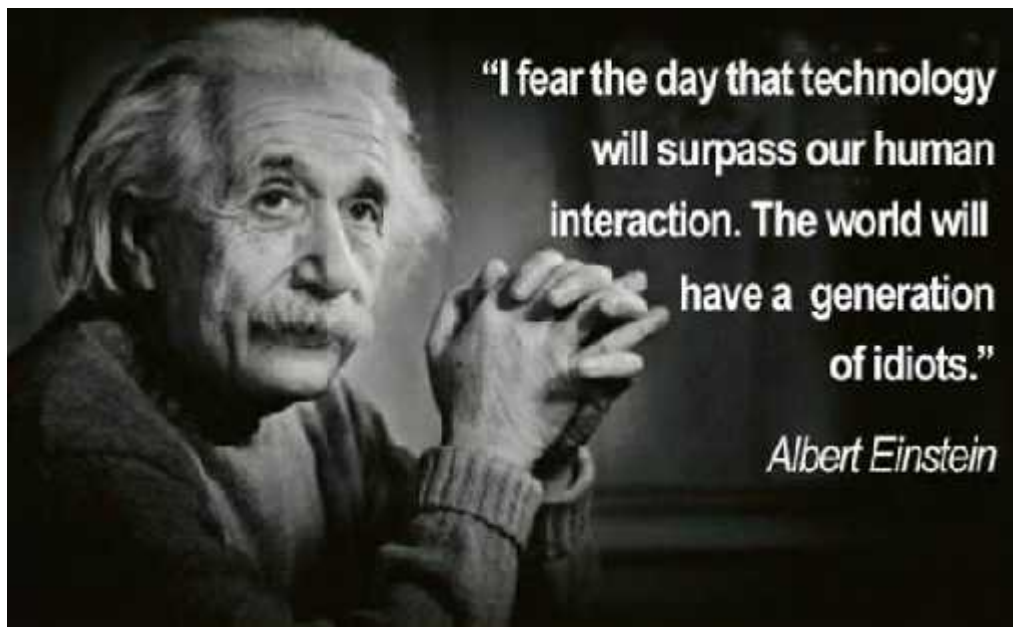
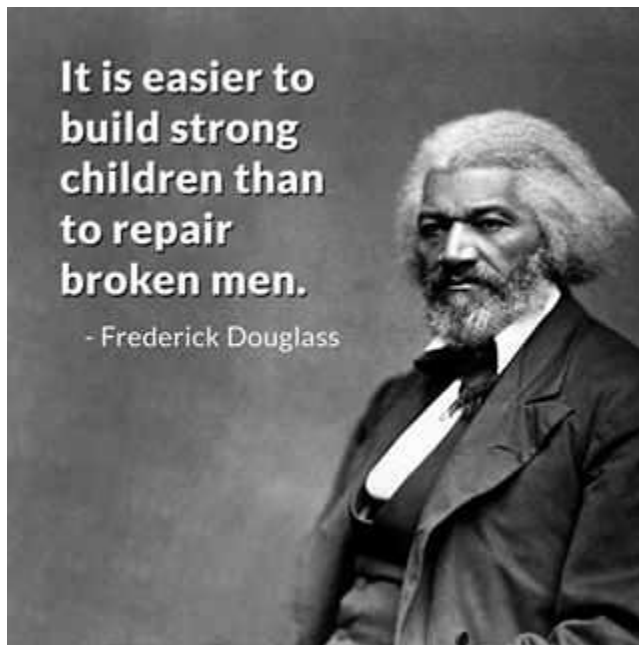


LE CORNER

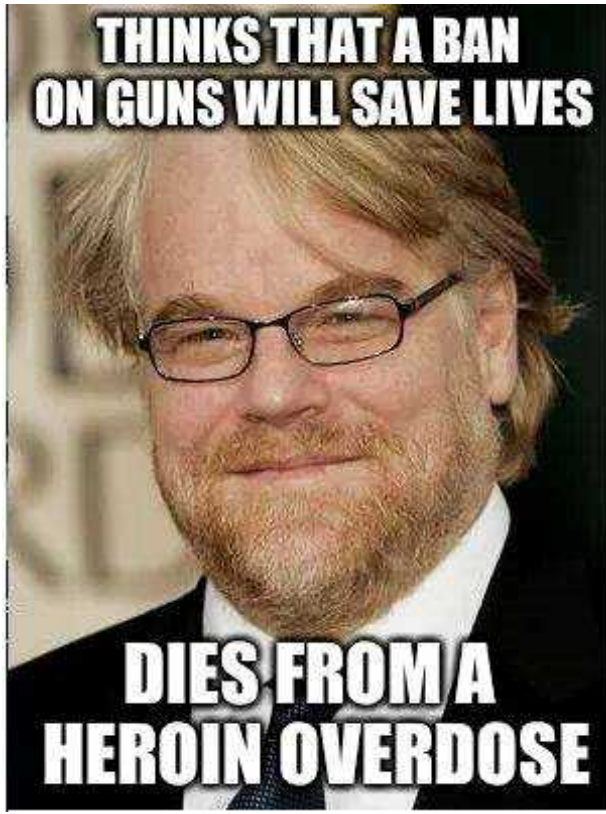


As a live fire instructor, I always carry two tourniquets on my tactical gear along with blood stoppers, scissors packing material. Make it a habit...

MONTHLY INSPIRATION



MONTHLY PERSPECTIVE:



Hollywood is a smaller version of the current White House, hypocritical, delusional and self-serving. The above knuckle-head dies from a heroin overdose. Wow. Good call dumbass. Guns are bad, drugs are okay and you are dead. Good riddance.







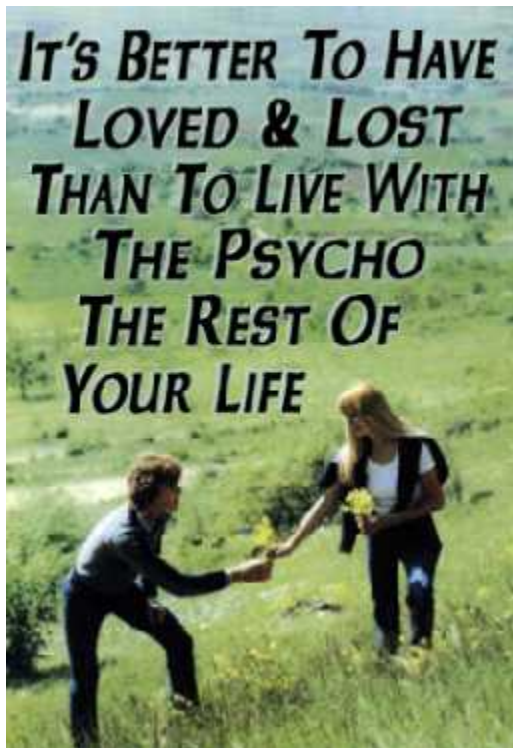
2nd AMENDMENT

JOIN THE NRA.....





ON A LIGHTER NOTE:







February 27, 2014

Page 11

TRAINING:

In regards to my Long Range Hunter class, I suggest students maximize the training time by bringing a scope on their rifle that has vertical ranging lines, tic marks or mil-dots. On day two we shoot out to 800 yards. The system we use can be applied to any weapon system. With standard crosshairs and an average caliber, you can only hold off and make routine hits to about 400 yards.

RANGE UPDATE:

We are working on an overhead cover on sniper hill along with a breaching door on the vehicle range for use in the SWAT classes. Due to the noise overflow when running rifle and pistol modules concurrently during SWAT classes, we are building additional barricades on PD range along with pistol steel to run modules there.

CLASSROOM/ LODGE:

The area North of the classroom was cleared and we put several loads of white rock down in the sand area between the concrete driveway and the weapon cleaning shed.



We put two steel targets on the left of the PD range for rifle this month along with 3 hanging chest plates and barricades on the right side.



Further, we put permanent barricades on the pistol pit.



February 27, 2014

Page 13

EQUIPMENT:



James Williams and CRKT has added a feature to the Otanashi noh Ken knife with large serrations to aid in cutting nylon, straps, etc.

<http://www.crkt.com/jameswilliams>

HUNTING UPDATE:







DVD's, Leadership and Training For the Fight/The Tactical Trainer



TACTICAL DVD's OUT:

- **Tactical Pistol Operator**
- **Tactical Rifle Operator**
- **Advanced Tac Pistol/Rifle**
- **Tactical Drills**
- **Combat Mindset**
- **Black Hawk Down**
- **Civilian Response to Active Shooters**
- **Long Range Hunter**

Due Out:

- **Home Defense**
- **Vehicle Defense**

The book out and available from www.amazon.com It also contains the “**The Tactical Trainer.**”

The original “**Leadership and Training for the Fight**” will be available exclusively through www.authorshouse.com for those wishing to purchase it. As a side note, it just went into its second printing.

READING/MISC. INFORMATION

More books stacking up...

CLASS PAYMENTS

You will have a slot in the course when I receive payment for the class. In the case of an agency, when they officially request an invoice. I have had too many individuals not show up lately and I intend to put a stop to it.

February 27, 2014

Page 18

I would prefer you send a check as the credit card costs for processing are substantial.

IN CLOSING

Thanks and we look forward to seeing you all soon.

Paul R. Howe